



Ref No: Locomotive parts

Category:

Description:

Price (£):



Ref No: L.1

Category: Locomotive parts

Description: Ashpan, 2-tab fixing (smaller locomotives). Etched brass

Price (£): 3.00



Ref No: L.2

Category: Locomotive parts

Description: Ashpan, 4-tab fixing (larger locomotives). Etched brass

Price (£): 3.75



Ref No: C/Ref.

Category: Locomotive parts

Description: Axle, knurled (front bogie, rear pony) - see Wheels and Axles section

Price (£):



Ref No: C/Ref.

Category: Locomotive parts

Description: Axle, knurled, Driving Wheel - see Wheels and Axles section

Price (£):



Ref No: L.3

Category: Locomotive parts

Description: Axle Nut, round, slotted (state for clockwork or electric)

Price (£): 1.80



Ref No: L.4

Category: Locomotive parts

Description: Axle Washer. Pack of 10 (for coach/wagon axle Washers, see Item W.3)

Price (£): 2.00



Ref No: L.5

Category: Locomotive parts

Description: Bogie Carrier, tinplate, 'H-shape' . Pre-used only, as available

Price (£): 5.50




Ref No: L.6

Category: Locomotive parts

Description: Bogie Weight - H-shape - casting to fit into above tinplate pressing (No. 3 electric; 1929)

Price (£): 3.50




Ref No: L.7

Category: Locomotive parts

Description: Bogie Frame, 4-4-2 and later 4-4-4 types. (wheels and axles extra). Regret no replicas currently available. Pre-used only sometimes available. For rear Pony,

Price (£): 12.00




Ref No: L.8

Category: Locomotive parts

Description: Bogie frame, front 4-4-2 and later 4-4-4 types, complete with wheels axles and washers, assembled and painted (does not include Pivot Bolt and Spring). Regret

Price (£): 27.00




Ref No: L.9

Category: Locomotive parts

Description: Bogie Frame, front, with guard irons, 4-4-0 types (wheels and axles extra). Regret no replicas currently available. Pre-used available occasionally.

Price (£): 13.00



Ref No: L.10

Category: Locomotive parts

Description: Bogie Carrier, front and rear, swivelling-bracket type, early 2711 and 4-4-4T.. Regret no replicas currently available. Pre-used rarely available.

Price (£): 11.00



Ref No: L.11A

Category: Locomotive parts

Description: Bogie Pivot Bolt, long type (c42mm shank) (4-4-0 Specials and Princess Elizabeth). Without Washer and Spring

Price (£): 2.75



Ref No: L.11

Category: Locomotive parts

Description: Bogie Pivot Bolt, long type (c42mm. shank) (4.4.0 Specials and Princess Elizabeth) with Washer and Spring

Price (£): 4.50




Ref No: L.12

Category: Locomotive parts

Description: Bogie Pivot Bolt, short type (c35mm. shank) (4-4-2 Tank and No. 3 type) (without washer and spring)

Price (£): 2.75



Ref No: L.13

Category: Locomotive parts

Description: Bogie Pivot Bolt, short type (c35mm shank) (4-4-2 Tank, No. 3 type) with Washer and Spring.

Price (£): 4.50



Ref No: L.13A

Category: Locomotive parts

Description: Bogie Pivot Bolt, short type (c35mm shank) (4-4-2 Tank, No. 3 type) (without Washer and Spring).

Price (£): 2.75



Ref No: L.14

Category: Locomotive parts

Description: Bogie Pivot Bolt, shorter type (c28mm shank) (No. 2, 2711 loco.) with Washer and Compression Spring

Price (£): 4.50



Ref No: L.15

Category: Locomotive parts

Description: Bogie Compression Spring with Washer

Price (£): 1.75




Ref No: L.15A

Category: Locomotive parts

Description: Bogie Washer

Price (£): 0.20



Ref No: L.16

Category: Locomotive parts

Description: Boiler Back detail (Cab detail), casting - specify type

Price (£): 9.00



Ref No: C/Ref.

Category: Locomotive parts

Description: Boiler Handrail - see 'Handrail'

Price (£):



Ref No: L.17

Category: Locomotive parts

Description: Boiler Tie-Rod, 2710, 2711 and 4-4-4 types, threaded each end (door handle extra)

Price (£): 5.00



Ref No: L.18

Category: Locomotive parts

Description: Boiler Top Feed, casting - Princess Elizabeth

Price (£): 2.50

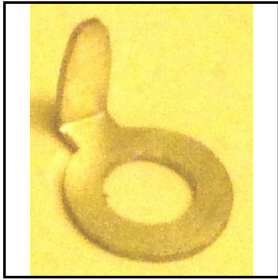


Ref No: L.19

Category: Locomotive parts

Description: Bracket, Mechanism Mounting - various, state type. £6.50 each; Pair £13.00

Price (£):



Ref No: L.20

Category: Locomotive parts

Description: Bracket, Locomotive Headlamp, central, with ring

Price (£): 1.75



Ref No: L.21

Category: Locomotive parts

Description: Bracket, locomotive headlamp, top of smokebox and front running plate.(tiny)

Price (£): 1.25



Ref No: C/Ref.

Category: Locomotive parts

Description: Brake/Water Column, floor mounted - see Tender section below

Price (£):



Ref No: C/Ref.

Category: Locomotive parts

Description: Brake Column, with handle, fascia-mounted - see Tender section below

Price (£):



Ref No: L.22

Category: Locomotive parts

Description: Brush Cap, brass, various sizes and threads. Each

Price (£): 3.25



Ref No: L.23

Category: Locomotive parts

Description: Buffer, brass with washer and nut, large (9.3mm head diameter) (for smaller see 'coach/wagon' section)

Price (£): 3.50



Ref No: L.24

Category: Locomotive parts

Description: Buffer, oval (loco type and some tenders), casting (attach by solder or adhesive)

Price (£): 1.60



Ref No: C/Ref.

Category: Locomotive parts

Description: Buffer, round, without square shoulder, casting - see Tender and Wagon sections

Price (£):



Ref No: L.25

Category: Locomotive parts

Description: Buffer, cast, elliptical head, with square shoulder - Princess, front

Price (£): 1.80



Ref No: L.26

Category: Locomotive parts

Description: Buffer, cast, round head, with square shoulder - Eton loco. (also Eton & P.E. tender)

Price (£): 1.80




Ref No: L.27

Category: Locomotive parts

Description: Bulb, round-head, screw fitting. 6V, 12V, 24V.

Price (£): 1.95



Ref No: L.28

Category: Locomotive parts

Description: Bulb, flat-fronted, screw fitting (as original Hornby but clear). 24V

Price (£): 4.50




Ref No: L.29

Category: Locomotive parts

Description: Bulb-holder, Smokebox Door, plated and threaded, with terminal nut and washer. A few replicas available, otherwise, pre-used only, as available.

Price (£): 13.00




Ref No: L.30

Category: Locomotive parts

Description: Bunker Back, early No. 1, with hole and slot. Pre-used only, as available.

Price (£): 6.00



Ref No: L.31

Category: Locomotive parts

Description: Bunker Back, early No. 1 2-hole. Pre-used only, as available

Price (£): 6.50




Ref No: L.32

Category: Locomotive parts

Description: Bunker Back, early No. 1, no hole. Pre-used only, as available.

Price (£): 5.50




Ref No: L.33

Category: Locomotive parts

Description: Bunker Back, No. 1 and post-war, with lamp brackets. Pre-used only, as available.

Price (£): 6.50




Ref No: L.34

Category: Locomotive parts

Description: Bunker Back, 4-4-4T. Lipped, no Lamp brackets. Pre-used only, as available.

Price (£): 6.00



Ref No: L.35

Category: Locomotive parts

Description: Bunker Back, No. 2 Special Tank, with lamp brackets Pre-used only, as available.

Price (£): 6.00




Ref No: L.36

Category: Locomotive parts

Description: Bunker Back, No. 2 Special Tank, no brackets. Pre-used only, as available.

Price (£): 6.00



Ref No: L.37

Category: Locomotive parts

Description: Bunker Back, No. 2 Special Tank with integral buffer beam. Finished in primer grey with red buffer-beam. Pre-used only, as available.

Price (£): 11.00




Ref No: C/Ref.

Category: Locomotive parts

Description: Cab Grab Rail (Handrail) - see Handrail

Price (£):



Ref No: C/Ref.

Category: Locomotive parts

Description: Cab Detail (Boiler Back detail), casting - see Boiler, above

Price (£):




Ref No: L.38

Category: Locomotive parts

Description: Cab Roof - 2710, 2711, 4-4-4T, No. 2 Special Tank, No. 3 types. A few replicas available, otherwise pre-used only as availablr.

Price (£): 7.50



Ref No: L.39

Category: Locomotive parts

Description: Cab Roof - D49 ('Yorkshire' and 'The Bramham Moor'). A few replicas available, otherwise pre-used only, rarely available.

Price (£): 7.50




Ref No: L.40

Category: Locomotive parts

Description: Cab Roof - 'County of Bedford'. A few replicas available. Otherwise pre-used only, rarely available.

Price (£): 7.50




Ref No: L.41

Category: Locomotive parts

Description: Cab Roof Ventilator (L.M.S.'Compound')

Price (£): 2.50




Ref No: L.42

Category: Locomotive parts

Description: Cab Step-plate ('Fall-Plate') (2711), hinged, embossed. A few replicas available, otherwise pre-used only, rarely available.

Price (£): 7.50




Ref No: L.43

Category: Locomotive parts

Description: Cab Weight, with hole drilled through, 2711 and 4-4-4T

Price (£): 3.50



Ref No: L.44

Category: Locomotive parts

Description: Cab Weight, grated surface, no hole drilled through, No. 2 Specials and No. 3 types.

Price (£): 3.50



Ref No: L.45

Category: Locomotive parts

Description: Cab Weight, M-1 type under cab, left and right hand. Each

Price (£): 2.50



Ref No: L.46

Category: Locomotive parts

Description: Chimney, spun tinplate (M-series and 20/30 series). Pre-used only, as available.

Price (£): 3.50



Ref No: L.47

Category: Locomotive parts

Description: Chimney, No. 1 loco., & early type (2710) (tall, 2-lug fixing)

Price (£): 2.50



Ref No: L.48

Category: Locomotive parts

Description: Chimney, No 1, later and post-war, etc

Price (£): 2.00



Ref No: L.49

Category: Locomotive parts

Description: Chimney, No.1 Special and No. 3 types

Price (£): 2.00



Ref No: L.50

Category: Locomotive parts

Description: Chimney, No. 2 Special Tank type

Price (£): 2.00



Ref No: L.51

Category: Locomotive parts

Description: Chimney, No. 2 Special Tender G.W.R. type with band for copper finish

Price (£): 2.50



Ref No: L.52

Category: Locomotive parts

Description: Chimney, No. 2 Special Tender (L.N.E.R. and Southern)

Price (£): 2.50



Ref No: L.53

Category: Locomotive parts

Description: Chimney, No. 2 Special Tender, L.M.S. Compound type

Price (£): 2.50



Ref No: L.54

Category: Locomotive parts

Description: Chimney, No. 2 (2711 and 4-4-4 types) (large open aperture)

Price (£): 2.50



Ref No: L.55

Category: Locomotive parts

Description: Chimney, Nord type

Price (£): 2.00



Ref No: L.56

Category: Locomotive parts

Description: Clack Valve, with fittings (Eton). A few replicas available, no pre-used stock currently available.

Price (£): 3.50



Ref No: C/Ref.

Category: Locomotive parts

Description: Compression Spring - see 'Bogie'

Price (£):



Ref No: L.57

Category: Locomotive parts

Description: Connecting Rod and Piston Rod - numerous types - specify locomotive. Prices from £6.00 each to £10 each.

Price (£):



Ref No: L.58

Category: Locomotive parts

Description: Control Knob, brass, with knurled edge. Available in 6BA (thick), 7BA (clockwork standard), 9BA (electric standard), 10BA (early thin type).

Price (£): 1.95




Ref No: L.59

Category: Locomotive parts

Description: Control Rod, steel, forward/reverse and brake on/off, shaped to suit locomotive and threaded to accept control knob. State model type and clockwork or electric.

Price (£):



Ref No: L.60

Category: Locomotive parts

Description: Coupling Rod, pair - state model type and clockwork or electric (Note: fluting not available on all supplies) .

Price (£): £8.00-£10.00



Ref No: L.61

Category: Locomotive parts

Description: Crank Nut, hexagonal, threaded 6BA, not surface slotted

Price (£): 1.50



Ref No: L.62

Category: Locomotive parts

Description: Crank Pin, knock-in type, long (rear pair), shorter (front pair). De luxe pair (knurled) £3.00. Economy pair (tolerance grip) £2.00

Price (£):




Ref No: L.63

Category: Locomotive parts

Description: Crank Pin, crescent-head, threaded, long (rear pair), short (front pair) (does not include Crank Nut, see above) Each

Price (£): 2.25




Ref No: L.64

Category: Locomotive parts

Description: Crosshead Slide Bars, No. 3 types, state left or right. A few replicas currently available.

Price (£): 9.50



Ref No: L.65

Category: Locomotive parts

Description: Croshead: 'Princess Elizabeth' - state left or right

Price (£): 10.00




Ref No: L.66

Category: Locomotive parts

Description: Crosshead and Slide Bars. 'Princess Elizabeth' - state left or right. A few replicas currently available.

Price (£): 18.00



Ref No: C/Ref

Category: Locomotive parts

Description: Deflector Sheet - see Smoke Deflector Sheet

Price (£):



Ref No: C/Ref.
Category: Locomotive parts
Description: Disc, locomotive route and train type code, - see Route Disc.
Price (£):



Ref No: L.67
Category: Locomotive parts
Description: Dome, casting, No. 2 Special Tank type
Price (£): 1.75



Ref No: L.68
Category: Locomotive parts
Description: Dome, deep, casting. early No. 1, No. 2 and 4-4-4T type
Price (£): 2.25



Ref No: L.69
Category: Locomotive parts
Description: Dome, casting, shallow, Nord type
Price (£): 2.50



Ref No: L.70
Category: Locomotive parts
Description: Dome, casting, No. 3 type
Price (£): 1.75



Ref No: L.71

Category: Locomotive parts

Description: Dome, casting, Compound type, deep

Price (£): 2.50



Ref No: L.72

Category: Locomotive parts

Description: Dome, tinplate or brass, 101, M3 etc. (pre-used, as available, may be devoid of tabs)

Price (£): 1.50



Ref No: C/Ref.

Category: Locomotive parts

Description: Door Handle, smokebox - see Smokebox

Price (£): 3.50



Ref No: L.73

Category: Locomotive parts

Description: Drawbar, affixed to loco, right-angled. 12mm (1/2-inch) drop, with fixing eyelet. A few replicas available, otherwise pre-used as available.

Price (£): 2.85



Ref No: L.74

Category: Locomotive parts

Description: Drawbar/Hook, hook and slot 'M' type, with eyelet (rivet).Pre-used as available.

Price (£): 2.00




Ref No: C/Ref.

Category: Locomotive parts

Description: Engine Mounting Brackets, see 'Bracket - Engine Mounting'

Price (£):



Ref No: C/Ref.

Category: Locomotive parts

Description: Fall Plate (Cab to tender) - see Cab Step Plate

Price (£):



Ref No: C/Ref.

Category: Locomotive parts

Description: Handle - see application, eg. Smokebox, Brake, etc.

Price (£):




Ref No: L.75

Category: Locomotive parts

Description: Handrail, Boiler, straight (Compound and L-1). 6.5 inch (16.5cm). also 4-inch (10cm) for No. 0 type

Price (£): 3.00




Ref No: L.76

Category: Locomotive parts

Description: Handrail, Boiler, straight (No. 3 types, Scot, Scotsman, Nelson, Castle), 2 separate pieces, lipped into smokebox (18.5cm, 7¼-inches). Price for pair

Price (£): 6.50




Ref No: L.77

Category: Locomotive parts

Description: Handrail, Boiler, short (5.5cm, 2¼-inches), 1-piece, No. 2 Special Tank clock-work.

Price (£): 3.50




Ref No: L.78

Category: Locomotive parts

Description: Handrail, Boiler, 11cm (4.25 inch), lipped into smokebox (No. 0, No. 1, No. 501, etc.) Pair

Price (£): 6.50



Ref No: L.79

Category: Locomotive parts

Description: Handrail, Boiler, 1-piece, lipped inside smokebox (101T, 40T etc.)

Price (£): 3.50




Ref No: L.80

Category: Locomotive parts

Description: Handrail, Boiler, smokebox profile type, thick rod (2.5mm), suit early No. 1 & No. 2 4-4-4 Tank Locos., width 46mm, side length 63mm. .

Price (£): 4.50



Ref No: L.81

Category: Locomotive parts

Description: Handrail, Boiler, smokebox profile type, thin rod: No. 1 Tender loco. (1929-1932 only) (for earlier type, see L.86A)

Price (£): 5.00



Ref No: L.82

Category: Locomotive parts

Description: Handrail, Boiler, smokebox profile type, thin rod: No. 1 Tank loco. (1929-1932 only) - for earlier type, see L.86A

Price (£): 4.50




Ref No: L.83

Category: Locomotive parts

Description: Handrail, Boiler, smokebox profile type (No. 1 Special Tender types and No. 2 Special Tender types GW and LNER only)

Price (£): 5.50



Ref No: L.84

Category: Locomotive parts

Description: Handrail, Boiler, smokebox profile type (No. 1 Special Tank)

Price (£): 5.00



Ref No: L.85

Category: Locomotive parts

Description: Handrail, Boiler, smokebox profile type, '2711' 4-4-0 Tender Loco., thick gauge rod

Price (£): 6.00



Ref No: L.86

Category: Locomotive parts

Description: Handrail, Cab side ('Grab Rail'). No. 2 Special Tank Loco. and 2711, 4-4-4T, only in single piece brass. Regret no replicas currently available.

Price (£): 2.25



Ref No: L.87

Category: Locomotive parts

Description: Handrail, Cab side (4-4-0 type) wire with 2 white-metal fixing knobs (also applied to some tenders). Fine turned type £4.25 each; Economy type £2.75 each

Price (£):



Ref No: L.88

Category: Locomotive parts

Description: Handrail Knob, Boiler, brass, with grub screw, nut fixing, 2711 and 4-4-4T (very large bore, 3.5mm).

Price (£): 3.75



Ref No: L.89

Category: Locomotive parts

Description: Handrail Knob, Boiler, brass, without grub screw, nut fixing, early 0-4-0 and Zulu, (large bore). Regret only current stocks available.

Price (£): 3.45



Ref No: L.90

Category: Locomotive parts

Description: Handrail Knob (Boiler), No. 1 Special (see comment above)

Price (£): 2.95



Ref No: L.91

Category: Locomotive parts

Description: Handrail Knob (Boiler), No.3 clockwork type (see comment above)

Price (£): 2.65




Ref No: L.92

Category: Locomotive parts

Description: Handrail Knob (Boiler) No. 2 Special tender types (small bore) (see comment above)

Price (£): 2.35



Ref No: L.93

Category: Locomotive parts

Description: Handrail Knob (Boiler) Princess Elizabeth, long stand-off, nickel-plated (see comment above)

Price (£): 2.50



Ref No: L.94

Category: Locomotive parts

Description: Handrail Knob, some M3 and No. 1, post-war 501, etc.(see comment above)

Price (£): 2.65



Ref No: L.95

Category: Locomotive parts

Description: Handrail Knob, cast, large bore (No. 0 types) (see comment above)

Price (£): 1.25



Ref No: L.96

Category: Locomotive parts

Description: Handrail Knob, threaded, Princess Elizabeth smokebox. Set of 4 (see comment above)

Price (£): 10.00



Ref No: C/Ref.
Category: Locomotive parts
Description: Headlamp, Locomotive - see 'Lamp'
Price (£):



Ref No: L.97
Category: Locomotive parts
Description: Hooter (Whistle) - Princess Elizabeth
Price (£): 6.00



Ref No: C/Ref.
Category: Locomotive parts
Description: Key, winding - see 'Winding Key'.
Price (£):



Ref No: C/Ref.
Category: Locomotive parts
Description: Knob - Control (cab fitting) - see Control Knob
Price (£):



Ref No: C/Ref.
Category: Locomotive parts
Description: Knob, Handrail - see Handrail Knob
Price (£):



Ref No: C/Ref.

Category: Locomotive parts

Description: Lamp Bracket - see 'Bracket'

Price (£):



Ref No: C/Ref.

Category: Locomotive parts

Description: Lamp-Holder (fits into smokebox door) - see 'Bulb-Holder'.

Price (£):



Ref No: L.98

Category: Locomotive parts

Description: Lamp, Locomotive, fixed type with double-facing lenses and wire handle, spigot fixing (non-operative casting)

Price (£): 2.25



Ref No: L.99

Category: Locomotive parts

Description: Lamp, Locomotive, removable, with under-slot but no open handle (non-operative casting) - various types - state model.

Price (£): 1.50



Ref No: L.100

Category: Locomotive parts

Description: Lamp, Locomotive, removable, with wire handle and under-slot at rear of base (pre-war, non-operative casting)

Price (£): 2.25



Ref No: L.101

Category: Locomotive parts

Description: Lamp, Locomotive, removable, with cast handle and under-slot at rear of base. Post-war small casting, non-protruding back

Price (£): 1.50



Ref No: L.102

Category: Locomotive parts

Description: Lamp, Locomotive. Original issues, fully painted, various types. As available. Price each

Price (£): 3.00



Ref No: C/Ref.

Category: Locomotive parts

Description: Lamp, Tail and Side - see Tender and Wagon sections

Price (£):



Ref No: C/Ref.

Category: Locomotive parts

Description: Mechanism Mounting Brackets - see Bracket- Mechanism (L.19) above

Price (£):



Ref No: L.103

Category: Locomotive parts

Description: Mounting Bracket - Mechanism - see Bracket - Mechanism (L.19) above

Price (£):



Ref No: C/Ref.

Category: Locomotive parts

Description: Mounting frame, under front bogie No. 3 types - see Bogie Carrier, above

Price (£):



Ref No: L.104

Category: Locomotive parts

Description: Nameplate, No. 3 type, tinplate, unpainted. A few pre-used available.

Price (£): 7.00



Ref No: C/Ref.

Category: Locomotive parts

Description: Nut, Crank - see 'Crank' above

Price (£):




Ref No: C/Ref.

Category: Locomotive parts

Description: Nut, Wheel axle, round, slotted - see 'Axle Nut'

Price (£): 1.75




Ref No: L.105

Category: Locomotive parts

Description: Pick-up shoe, steel. Pair. A few pairs available. Regret no further supplies currently available

Price (£): 7.00



Ref No: L.106

Category: Locomotive parts

Description: Pick-up Shoe Torsion Spring

Price (£): 3.00



Ref No: C/Ref.

Category: Locomotive parts

Description: Piston and Connecting Rod - see Connecting Rod, above

Price (£):



Ref No: C/Ref.

Category: Locomotive parts

Description: Pivot Bolt, front bogie - see 'Bogie Pivot Bolt'

Price (£):



Ref No: C/Ref.

Category: Locomotive parts

Description: Pivot Bolt Spring - see Bogie Spring, above

Price (£):



Ref No: C/Ref.

Category: Locomotive parts

Description: Pivot bolt Washer - see 'Bogie'

Price (£): 0.10



Ref No: L.107

Category: Locomotive parts

Description: Pony Truck, 4-4-2 types, complete with wheels, axles and washers. Regret no replicas currently available. Pre-used only, as available.

Price (£): 22.00



Ref No: L.108

Category: Locomotive parts

Description: Pony Truck, 4-4-2 types, frame only (with weight, without axles or wheels). Regret no replicas currently available. Pre-used only, as available.

Price (£): 13.00



Ref No: L.109

Category: Locomotive parts

Description: Pony Truck Weight, 4-4-2 types

Price (£): 2.50



Ref No: C/Ref

Category: Locomotive parts

Description: Rivet (Eyelet) - see 'Couplings' section above

Price (£):




Ref No: C/Ref.

Category: Locomotive parts

Description: Rod - Control (Forward-reverse and Stop-start- see 'L.60-Control Rod')

Price (£):



Ref No: C/Ref.
Category: Locomotive parts
Description: Roof, Cab, - see 'Cab Roof'
Price (£): 6.00



Ref No: C/Ref.
Category: Locomotive parts
Description: Roof, Cab, Ventilator, L.M.S. 'Compound' - see 'Cab'
Price (£):



Ref No: L.110
Category: Locomotive parts
Description: Route Disc (S.R.), casting, with under-slot, Painted white.
Price (£): 0.75



Ref No: L.111
Category: Locomotive parts
Description: Safety Valve, casting, pair on rectangular base
Price (£): 1.95



Ref No: L.112
Category: Locomotive parts
Description: Safety Valve Cover, casting, with side-feeds (G.W.R. locos)
Price (£): 1.95



Ref No: L.113

Category: Locomotive parts

Description: Safety Valve Cover, casting, early 'Witches Hat' type (G.W.R. locos.)

Price (£): 1.70



Ref No: L.114

Category: Locomotive parts

Description: Safety Valve, casting, pair on oval base, No. 1 Special and L.N.E.R Specials.

Price (£): 2.00




Ref No: L.115

Category: Locomotive parts

Description: Safety Valve Pressure Relief & Whistle Lever, No. 2 (2711 and 4-4-4T, except G.W.R.)

Price (£): 2.25



Ref No: L.116

Category: Locomotive parts

Description: Safety Valve, Eton. Limited stock available

Price (£): 3.00



Ref No: C/Ref.

Category: Locomotive parts

Description: Safety Valve Top Feed Cover - Princess Elizabeth -see Boiler Feed, above

Price (£):




Ref No: L.117

Category: Locomotive parts

Description: Safety Valve with whistle combined - No. 3 types (button format)

Price (£): 1.50




Ref No: C/Ref.

Category: Locomotive parts

Description: Slide Bar, No. 3 - see 'Crosshead', above

Price (£):




Ref No: L.118

Category: Locomotive parts

Description: Smoke Deflector Sheet - left-hand and right-hand: Royal Scot, Lord Nelson, Eton, Nord. Limited replica stocks available. Price per sheet

Price (£): 7.50



Ref No: L.119

Category: Locomotive parts

Description: Smokebox Door. 2710 and 2711, pre-used only, as available.

Price (£): 10.00



Ref No: L.120

Category: Locomotive parts

Description: Smokebox Door, No. 1 Special, Pre-used only, as available. State clockwork or electric

Price (£): 10.00



Ref No: L.121

Category: Locomotive parts

Description: Smokebox Door, No. 2 Special Tank type, clockwork (with central handle), or electric (with central hole). Pre-used, as available

Price (£): 10.00



Ref No: L.122

Category: Locomotive parts

Description: Smokebox Door, No. 2 Special Tender type. Pre-used, as available. (state clockwork or electric) c/w £12.00, electric £16.50

Price (£):



Ref No: L.123

Category: Locomotive parts

Description: Smokebox Door, No. 3 type. Pre-used, as available. (state clockwork or electric). c/w £12.00, electric £16.50

Price (£):



Ref No: L.124

Category: Locomotive parts

Description: Smokebox Door, 101T, 40T, 501 etc, twin handles. Pre-used, as available.

Price (£): 9.50



Ref No: L.125

Category: Locomotive parts

Description: Smokebox Door Handle - Single handle type, threaded (2711). A few only available

Price (£): 3.75



Ref No: L.126

Category: Locomotive parts

Description: Smokebox Door Handle - double-dart type, with fixing bolt/nut. A few only available.

Price (£): 4.50



Ref No: L.127

Category: Locomotive parts

Description: Splasher, short (early 2710, etc). Pre-used only. as available

Price (£): 4.00



Ref No: L.128

Category: Locomotive parts

Description: Splasher, long, with key aperture. Pre-used only, as available

Price (£): 7.50



Ref No: C/Ref.

Category: Locomotive parts

Description: Spring, bogie - see bogie, above

Price (£):



Ref No: L.129

Category: Locomotive parts

Description: Steam Pipe, Princess Elizabeth , casting, state left or right

Price (£): 2.50



Ref No: L.130

Category: Locomotive parts

Description: Step, tinplate, 2711 and 4-4-4 Tank, side fixing 'Y-profile'. Replica, while stocks last.

Price (£): 4.50




Ref No: L.131

Category: Locomotive parts

Description: Step, tinplate,. 2711 Tender Loco. under-cab corner fixing - state left or right. Replicas, while stocks last

Price (£): 4.50




Ref No: L.132

Category: Locomotive parts

Description: Step, standard, tinplate, under cab and side of frame

Price (£): 4.50




Ref No: C/Ref.

Category: Locomotive parts

Description: Step Plate (Cab to Tender) - see 'Cab Step Plate'

Price (£):




Ref No: C/Ref.

Category: Locomotive parts

Description: Swivel assembly, No. 2 front and rear bogie/pony - see bogie, above

Price (£):




Ref No: C/Ref.

Category: Locomotive parts

Description: Torsion Spring - see 'Pick-up'

Price (£):



Ref No: L.133

Category: Locomotive parts

Description: Transfers - a small selection available, others to order. Please enquire

Price (£):



Ref No: C/Ref.

Category: Locomotive parts

Description: Under-cab step - see step, above

Price (£):



Ref No: L.134

Category: Locomotive parts

Description: Vacuum Pipe, engine and tender, with fixing bracket

Price (£): 1.95



Ref No: C/Ref.

Category: Locomotive parts

Description: Valve, Safety - see Safety valve

Price (£):



Ref No: C/Ref.
Category: Locomotive parts
Description: Ventilator, Cab Roof - see roof, above
Price (£):



Ref No: L.135
Category: Locomotive parts
Description: Washer, assorted. £0.05 up to £0.20 each
Price (£):



Ref No: C/Ref.
Category: Locomotive parts
Description: Weight, under-cab casting, M-1 type - see 'Cab'
Price (£):



Ref No: C/Ref.
Category: Locomotive parts
Description: Weight, cab, casting - see cab, above
Price (£):



Ref No: L.136
Category: Locomotive parts
Description: Weight, front, early M1 and other 0-4-0 loco.
Price (£): 2.50



Ref No: C/Ref.

Category: Locomotive parts

Description: Weight, under bogie, H-shape - see 'Bogie'

Price (£): 3.50




Ref No: C/Ref.

Category: Locomotive parts

Description: Weight, Pony Truck - see 'Pony'

Price (£):



Ref No: C/Ref.

Category: Locomotive parts

Description: Wheel, bogie, 6-spoke - see Wheels & Axles section

Price (£):



Ref No: C/Ref.

Category: Locomotive parts

Description: Wheel, locomotive driving, white metal castings - various types - see Wheels & Axles section

Price (£):



Ref No: C/Ref.

Category: Locomotive parts

Description: Wheel Nut, round, slotted - see 'Axle nut', above

Price (£):



Ref No: C/Ref.

Category: Locomotive parts

Description: Wheel, Tender, see 'Wheels & Axles' section

Price (£):



Ref No: L.137

Category: Locomotive parts

Description: Whistle, brass turned, No. 2 Special Tank

Price (£): 2.25



Ref No: L.138

Category: Locomotive parts

Description: Whistle, brass, with fittings, Eton

Price (£): 3.50



Ref No: L.139

Category: Locomotive parts

Description: Whistle, casting, double on rectangular base

Price (£): 1.95



Ref No: C/Ref.

Category: Locomotive parts

Description: Whistle, button type (No. 3 locos) - see Safety valve, above

Price (£):



Ref No: C/Ref.

Category: Locomotive parts

Description: Whistle Lever - with Safety Valve - 2711 type - see Safety Valve

Price (£):



Ref No: L.141

Category: Locomotive parts

Description: Winding Key - Hornby types. Various available. From £5

Price (£):



Ref No:

Category:

Description: end of 'Locomotive parts' listing - exit & click on next category ('Parts for Locomotive Tender')

Price (£):
